

**TABLE OF CONTENTS**

<b>1. DECLARATION OF OPENING</b>	<b>2</b>
<b>2. ATTENDANCE/APOLOGIES/LEAVE OF ABSENCE</b>	<b>2</b>
<b>3. PUBLIC QUESTION TIME</b>	<b>2</b>
<b>4. APPLICATIONS FOR LEAVE OF ABSENCE</b>	<b>2</b>
<b>5. CONFIRMATION OF PREVIOUS MINUTES</b>	<b>2</b>
<b>6. RECEIVAL OF MINUTES</b>	<b>2</b>
<b>7. PRESIDENT/COUNCILLORS ANNOUNCEMENTS</b>	<b>2</b>
<b>8. MATTERS REQUIRING A COUNCIL DECISION</b>	<b>4</b>
<b>8.1. GOVERNANCE, ADMINISTRATION AND FINANCIAL SERVICES</b>	<b>4</b>
8.1.1 Accounts for Payment	4
8.1.2 Monthly Statement of Financial Activity – July 15	6
8.1.3 GST Reconciliation Report	8
8.1.4 Proposed Western Australian Electoral Boundaries	9
<b>8.2. COMMUNITY AND REGULATORY SERVICE</b>	<b>14</b>
<b>8.3. WORKS AND SERVICES</b>	<b>15</b>
8.3.1 Tender 1 – 2015/16 Telehandler	15
8.3.2 Tender 2 – 2015/16 – Supply and Lay Bitumen including Aggregate	18
8.3.3 Tender 3 – 2015/16 – Supply and Lay of Asphalt	21
<b>8.4. ENVIRONMENTAL HEALTH, PLANNING AND BUILDING SERVICES</b>	<b>26</b>
<b>9. ELECTED MEMBERS MOTIONS OF WHICH PREVIOUS NOTICE HAS BEEN GIVEN</b>	<b>27</b>
<b>10. NEW BUSINESS OF AN URGENT NATURE INTRODUCED BY A DECISION OF THE MEETING</b>	<b>27</b>
<b>11. DATE AND TIME OF NEXT MEETING</b>	<b>27</b>
<b>12. MEETING CLOSURE</b>	<b>27</b>

**1. DECLARATION OF OPENING**

The President welcomed Councillors and staff and declared the meeting open at 3.33pm. A minutes silence was held as a mark of respect for the following former ratepayers who had recently passed away:

- Eric Hunter
- Peter Della Bosca
- John Bennett
- Betty Argent

**2. ATTENDANCE/APOLOGIES/LEAVE OF ABSENCE**

Cr ML Geier	President
Cr.KM Day	Deputy President
Cr D Hermon	
Cr B Huxtable	
Cr JJ Jefferys	
Cr MJ Cunningham	
Mr J Criddle	Chief Executive Officer

**3. PUBLIC QUESTION TIME**

**4. APPLICATIONS FOR LEAVE OF ABSENCE**

**5. CONFIRMATION OF PREVIOUS MINUTES**

**Officer Recommendation**

That the minutes of the Ordinary Meeting of Council held on Thursday 16<sup>th</sup> July, 2015 be confirmed as a true and correct record.

**Resolution**

**01-08/15 Moved Cr Jefferys, seconded Cr Cunningham that the minutes of the Ordinary Meeting of Council held on Thursday 16<sup>th</sup> July, 2015 be confirmed as a true and correct record.**

**Carried 6/0**

**6. RECEIVAL OF MINUTES**

**7. PRESIDENT/COUNCILLORS ANNOUNCEMENTS**

The President, Cr Geier advised having attended the following meetings:

- Informal meeting with Hon. Rick Wilson, Federal Member for O'Connor with the CEO and Cr Hermon.
- Community Gold Program of Small Community Regeneration community meeting with Bob Neville with Cr's Day & Hermon and the CEO.
- CEACA funding launch in Merredin with the CEO.
- Wheatbelt Communities meeting in Merredin with the CEO.

- WEROC meeting in Southern Cross with the CEO.

The Deputy President, Cr Day advised having attended the following meetings:

- Meeting with Nathan McQuoid, Stephen Hopper, Dylan Copeland and Cr Geier at Chiddarcooping Nature Reserve. The topic of the meeting was a discussion about the possibility of lobbying for some of the Nature Reserves in and around the Shire of Westonia to be given the status of National Parks. (A written report to be presented by NRM Officer, D Copeland in Bulletin)
- Wheatbelt Development Commission Board meeting in Wongan Hills.
- Telstra Mobile Phone tower official opening in Westonia with Cr Hermon & CEO.



Cr Jefferys advised having attended the following meeting:

- Wheatbelt Highway Safety Review Community Forum in Merredin with Cr Hermon

**8. MATTERS REQUIRING A COUNCIL DECISION**

**8.1. GOVERNANCE, ADMINISTRATION AND FINANCIAL SERVICES**

**8.1.1 Accounts for Payment**

<b>File Reference</b>	<b>F1.3.3 Monthly Financial Statements</b>	
<b>Date of Report</b>	<b>18 September 2015</b>	
<b>Disclosure of Interest</b>	<b>No Interest to Disclose</b>	
<b>Reporting Officer</b>	<b>Jasmine Geier, Executive Support Officer</b>	
<b>Signatures</b>	<b>Officer</b> 	<b>CEO</b> 

**Background**

This information is provided to Council on a monthly basis in accordance with provisions of the Local Government Act 1995 and Local Government (Financial Management) Regulations 1996. A Local Government is to develop procedures for the authorisation of, and payment of, accounts to ensure that there is effective security for, which money or other benefits may be obtained.

**Comment**

Attached is a copy of Accounts for Payment for the month of July 15. The credit card statements currently show:-

CEO                                      **July 15 (\$1,000.00)** associated with the Nil Purchase, return of \$1,000 Credit Card Fraud

Works Supervisor                      **July 15 \$1,410.57** associated with the purchase of; Fuel, Staff Accommodation and Vehicle Licensing.

**Statutory Environment**

Local Government (Financial Management) Regulations 1996 Regulations 12 & 13 requires the list of accounts to be presented to Council. Payments are made by staff under delegated authority from the CEO and Council.

**Policy Implications**

Council does not have a policy in relation to payment of accounts.

**Strategic Implications**

Accounts for payment are presented to Council in the interests of accountability and provide information on Council expenditure.

**Financial Implications**

Expenditure in accordance with the 2015/2016 Annual Budget.

**Voting Requirement**

Majority

**Officer Recommendation**



That June accounts submitted to today's meeting on Municipal vouchers 3200 to 3218 and D/Debits EFT 1326 to EFT 1367 (inclusive of Department of Planning and Infrastructure / Creditor and Bank Fees Directly Debited and Visa Card Payments) totaling \$312,068.18 be passed for payment.

**Resolution**

**02-08/15 Moved Cr Hermon, seconded Cr Day that June accounts submitted to today's meeting on Municipal vouchers 3200 to 3218 and D/Debits EFT 1326 to EFT 1367 (inclusive of Department of Planning and Infrastructure / Creditor and Bank Fees Directly Debited and Visa Card Payments) totaling \$312,068.18 be passed for payment.**

**Carried 6/0**

**8.1.2 Monthly Statement of Financial Activity – July 15**

<b>File Reference</b>	<b>F1.3.3 Monthly Financial Reports</b>	
<b>Date of Report</b>	<b>18 September 2015</b>	
<b>Disclosure of Interest</b>	<b>No Interest to Disclose</b>	
<b>Reporting Officer</b>	<b>Jasmine Geier, Executive Support Officer</b>	
<b>Signatures</b>	<b>Officer</b> 	<b>CEO</b> 

**Background**

This information is provided to Council on a monthly basis in accordance with provisions of the Local Government Act 1995 and Local Government (Financial Management) Regulations 1996.

**Comment**

The Monthly Statement of Financial Activity for the period ending 31<sup>st</sup> July 15 is attached for Councilor information, and consists of:

1. Summary of Bank Balances
2. Summary of Outstanding Debtors
3. Balance Sheet
4. Budget v Actuals Schedules

**Statutory Environment**

General Financial Management of Council  
Council 2015/2016 Budget  
Local Government (Financial Management) Regulation 34 1996  
Local Government Act 1995 section 6.4

**Policy Implications**

Council is required annually to adopt a policy on what it considers to be material as far as variances that require to be reported for Council. Council policy is that the material variation be set at \$10,000 and 15%.

**Strategic Implications**

The Monthly Statement of Financial Activity is a record of Council's activities and financial performance during the reporting period.

**Financial Implications**

There is no direct financial implication in relation to this matter.

**Voting Requirement**

Majority

**Officer Recommendation**



That Council adopt the Monthly Financial Report for the period ending 31<sup>st</sup> July 15 and note any material variances greater than \$10,000 or 15%.

**Resolution**

**03-08/15 Moved Cr Cunningham, seconded Cr Hermon that Council adopt the Monthly Financial Report for the period ending 31<sup>st</sup> July 15 and note any material variances greater than \$10,000 or 15%.**

**Carried 6/0**

**8.1.3 GST Reconciliation Report**

<b>File Reference</b>	<b>F1.4.4 Audit Reports</b>	
<b>Date of Report</b>	<b>18 September 2015</b>	
<b>Disclosure of Interest</b>	<b>No Interest to Disclose</b>	
<b>Reporting Officer</b>	<b>Jasmine Geier, Executive Support Officer</b>	
<b>Signatures</b>	<b>Officer</b> 	<b>CEO</b> 

**Background**

The Reconciled Balance of the GST Ledger to the General Ledger as reported as at 31<sup>st</sup> July 15 is provided to Council on a monthly basis as a means of keeping Council informed of its current GST liability.

**Comment**

The GST Reconciliation Report is attached for Councilor consideration.

**Statutory Environment**

Nil

**Policy Implications**

Council does not have a policy in regards to Goods and Services Tax.

**Strategic Implications**

Nil

**Financial Implications**

The GST reconciliation is presented to Council as a means of indicating Council's current GST liability, which has an impact on Council's cash-flow.

**Voting Requirement**

Majority

**Officer Recommendation**

That the GST Reconciliation totaling (\$790.00) for the period ending 31<sup>st</sup> July 2015 be adopted.


**Resolution**

**04-08/15 Moved Cr Day, seconded Cr Hermon that the GST Reconciliation totaling (\$790.00) for the period ending 31<sup>st</sup> July 2015 be adopted.**

**Carried 6/0**



#### **8.1.4 Proposed Western Australian Electoral Boundaries**

<b>File Reference</b>	<b>A1.18.1</b>	
<b>Date of Report</b>	<b>12 May 2015</b>	
<b>Disclosure of Interest</b>	<b>No Interest to Disclose</b>	
<b>Reporting Officer</b>	<b>Jamie Criddle, Chief Executive Officer</b>	
<b>Signatures</b>	<b>Officer</b>	<b>CEO</b> 

#### **Summary:**

As per the Electoral Act 1907 (WA), the Western Australian electoral region and district boundaries are to be reviewed two years after a general election. The proposed boundary changes were published on 24 July 2015. This report seeks endorsement from Council to reject the proposal to abolish the electorate of Eyre and instead legislate to add new seats in the populated metropolitan areas.

#### **Background:**

The State must be divided into 59 electoral districts in six electoral regions. One of the biggest changes since the 2011 distribution is that the growth in electorate numbers have been more pronounced in metropolitan areas compared to regional areas.

The Commissioners have proposed to increase the number of districts in the metropolitan region by one and remove a district from regional Western Australia. This proposal changes the regional boundaries quite considerably.

A reduction in the number of country districts could disconnect existing communities of interest and could make the means of travel more difficult for elected members of larger electorates.

During the development of the 2015 electoral boundary proposal, the Commissioners were required to take into account relevant factors including:

- Community Interest
- Land use patterns
- Means of communication, means of travel and distance from the capital
- Physical features
- Existing local government boundaries
- The trend of demographic changes

#### **Comment:**

Back in 2011, the Shire of Westonia was moved from the Central Wheatbelt to the seat of Eyre, currently held by Liberal Dr. Graham Jacobs. The current proposal would see the Shire of Westonia move back to Central Wheatbelt, but also gain the Shires of Yilgarn, Wandering, Boddington, Pingelly, Cuballing, Williams and West Arthur, and lose the Shires of Koorda, Wongan-Ballidu, Dowerin and Goomalling, increasing the electorate of Central Wheatbelt in land area by 57 percent to become 97,669km.

Having read through the submissions from all political parties, management has formed the view that the submission from the Nationals Party best suits the Shire of Westonia's interests and more importantly, regional Western Australia's interest with relation to fair representation.

While items 2-6 do not directly affect Westonia, for balance over the State, they must be considered. This would put Westonia back in the Central Wheatbelt electorate where it has a community of interest, land use patterns and other relevant factors.

**Summary of National Party suggestions:**

1. That the allocation of 17 country seats be maintained;
2. That the Districts of Albany, Bunbury, Collie-Preston, Dawesville, Geraldton, Kimberley, Eyre, Mandurah, Murray-Wellington and Vasse remain unchanged;
3. That the locality of Newman is transferred to the District of North West Central;
4. That the Shire of Sandstone be transferred to the District of Kalgoorlie;
5. That the localities of Morangup and Hoddys Well be transferred to the District of Central Wheatbelt;and
6. That the Shire of Boyup Brook be transferred to the District of Wagin, and that the Agricultural and South-West Regions' boundaries be adjusted accordingly.

**Summaries Explained**

**1. That the allocation of 17 country seats be maintained**

The Nationals WA notes the Commissioners' comments on the ADE disparity between country and metropolitan districts and whether reducing the country allocation of 17 districts is justified. The Nationals WA makes the following observations:

1. When 'one vote one value' legislation was introduced, the allocation of districts to country regions was 17 and 42 to metropolitan regions. At that time, the ratio of country electors to metropolitan electors was 25.73% (without LDA). In 2015, this ratio has decreased slightly to 24.98%. In real terms, this change equals less than half of a District's ADE;
2. The average ADE across country districts (including LDA) is -6.1% and the average ADE across metropolitan districts is 5.88%, each reasonably within the statutory tolerance levels; and
3. Fundamental changes to country districts will have a significant impact on effective representation, relevant community of interest, communications and community engagement.

While there may be a disparity between the number of metropolitan and country electors, The Nationals WA believes that this is manageable at this Distribution. The Commissioners may make a recommendation as part of this Distribution process that for future Distributions, additional seats be created.

Accordingly, The Nationals WA believes that there is no justification to reduce the numbers of country Districts at this Distribution.

A summary detailing the community of interests and binding characteristics of each country District has been provided for the Commissioners reference in Section 3 of this submission.

**2. Unchanged Districts**

The Nationals WA suggests that the Districts of Albany, Bunbury, Collie-Preston, Dawesville, Geraldton, Kimberley, Eyre, Mandurah, Murray-Wellington and Vasse should retain their current boundaries as drawn in the 2011 Distribution.

This proposal is consistent with The Nationals WA overall approach to make only minimal changes to balance the ADE between Electoral Districts and to maintain the connection of the current communities of interest.

The Nationals WA believes that in their current form, the communities within these Districts have clear and identifiable binding characteristics; that they are provided with the means of effective Parliamentary representation and that their ADE is well within the permissible limits as defined by the Act.

**3. Newman to North West Central**

The Nationals WA suggests that the locality of Newman, described in the Australian Bureau of Statistics Census, be transferred from the District of Pilbara to the District of North West Central to balance the number of electors in each electorate to within the permissible limits. A map is provided as Map 1 in the Appendix on page 16.

The Nationals WA believes that this change will ensure the characteristics of the communities in both electorates will be maintained.

The communities within North West Central clearly demonstrate community of interest through mining exploration, pastoral diversity and tourism. The main industries in the district are iron ore processing and export, salt production from extensive evaporation ponds for export and other mineral extraction.

Newman was originally established as a mining town to service the Mount Whaleback mining operations and its economy continues to be driven by these operations – much like the relatively close communities in the north-eastern area of North West Central such as Tom Price and Paraburdoo.

These communities have also formed a historical, cultural and natural tourism base which includes historic trails, walking trails and eco-trails and the natural attractions of the Ningaloo Coast, Shark Bay and Karijini National Park.

The Karijini National Park also serves as a geographic and tourist link between communities within the northeastern area of the district, including Newman.

Newman is connected to the North West Central electorate and the capital city of Perth via the Great Northern Highway.

As a result, this minor change will decrease the ADE of the District of Pilbara to -14.53%, and will improve the ADE of the District of North West Central (including other boundary changes) to -13.62%.

Referring to Commissioner's comments concerning the consideration of lower VFADE in newer developing areas, although the Pilbara and North West Central districts are below the ADE, the Pilbara region is continuing to grow. The District of Pilbara has had an increase in electors since the 2011 Distribution of 6%. Population forecast figures according to the City of Karratha indicate a 10% increase over the next four years.

The Western Australian State Government has also invested significantly into the Pilbara Cities initiative which aims to build Karratha and Port Hedland into cities of 50,000 people and Newman to 15,000 people.

Government policy supports a residential workforce rather than the alternative 'fly-in, fly out' model, encouraging suitable residential accommodation and integrating transient workers' accommodation facilities into the local community. A recent decision not to extend the 2000-bed Gap Ridge "fly-in fly-out" village in Karratha reflects the Government's direction on this issue and the capabilities within Pilbara communities to absorb a larger population.

Therefore, The Nationals WA anticipates an increase of electors within these two districts which will begin to improve the overall variation of ADE over time.

#### **4. Shire of Sandstone to Kalgoorlie**

Whilst Kalgoorlie's ADE remains within the permissible limit of -16.48%, The Nationals WA suggest that the Shire of Sandstone be transferred to the District of Kalgoorlie. A map is provided as Map 2 in the Appendix on page 16.

Communities within the goldfields region, located in the western part of the Kalgoorlie share obvious geographic, land use and economic characteristics that bind together to form a community of interest.

Located within a distinct outback location, towns such as Leinster, Leonora, Menzies and Sandstone were founded on the back of the Western Australian gold rush. The primary economic drivers in the region continue to be gold mining, pastoral grazing and historic tourism.

Sandstone is synonymous with the Goldfields region and was included in the Kalgoorlie electorate prior to the 2011 Distribution.

The resulting ADE for Kalgoorlie will be -14.25%.

This is a minimal change that improves the ADE, brings together communities that share similar characteristics and reunites a historic goldfields town with Kalgoorlie.

### **5. Morangup and Hoddys Well to Central Wheatbelt**

The ADE for the District of Central Wheatbelt is currently -10%, which is at the lower permissible limit. A map is provided as Map 3 in the Appendix on page 17.

The Nationals WA suggest transferring the localities of Morangup and Hoddys Well from the District of Moore to the District of Central Wheatbelt to allow the Commissioners to address the current under enrolment.

The localities share similar economic and land use characteristics to those located within the Avon Valley such as agriculture, small hobby farms and other cottage industries. The Avon Valley Advocate, a newspaper that covers much of the Central Wheatbelt district includes Morangup and Hoddys Well within its distribution.

Central Wheatbelt will improve its ADE from -10% to -7.32%, which is within the lower permissible limit and Moore will decrease its ADE from -4.12% to -6.81%, which is also within the permissible limit.

While these districts are below the quota of 24,923 electors, there is a realisation and commitment from Government to the growth of these districts through the SuperTowns initiative. Jurien Bay and Morawa (Moore) and Northam (Central Wheatbelt) were selected as SuperTowns under the State Government program of the same name. Inclusion in the SuperTowns program allows these towns to access funding from the Western Australian State Government to assist communities to prepare for a projected doubling of the State's population in the next 30 years.

### **6. The Shire of Boyup Brook to Wagin**

The Nationals WA suggest that the Shire of Boyup Brook be transferred from the District of Warren-Blackwood to the District of Wagin. A map is provided as Map 4 in the Appendix on page 17.

Communities within the Wagin district share common land use characteristics with mixed cropping/wheat and sheep farming contributing to a predominantly agricultural based economy.

The Shire of Boyup Brook has a strong link to the Wagin community of interest as its economy is based on primary industry, focusing on broad scale agriculture. Other primary industries include wool, sheep, cattle, grain, vineyards and olives.

The town of Boyup Brook includes many agricultural service businesses including a grain handling terminal, agricultural suppliers, stock agents, livestock transporters, machinery dealers and stock yards.

This change will improve the Wagin ADE from -12.50% to -7.90%, and Warren-Blackwood will decrease its ADE from 5.89% to 1.28%.

It is also worth noting the inclusion of Katanning and Boddington (within Wagin) and Margaret River and Manjimup (within Warren-Blackwood) within the SuperTowns initiative indicating further commitment from Government to support growth in these two Districts.

The 2015 Proposed Western Australian Boundaries are open for comment until the 24 August 2015. It is recommended that Council reject the 2015 Western Australia Electoral Boundaries proposal and recommend that the National Party suggestions be adopted, with greater emphasis on the allocation of 17 country seats be maintained.

**The State of Western Australia is growing at a rapid rate with any further redistribution of Electoral seats between Metropolitan and regional areas on the basis of population will seriously diminish the capacity of members to adequately represent their constituents and create a great power slide towards the metropolitan area. The crux of this issue is to lobby to have the Electoral Distribution Act 1947 changed and possibly other Acts, so that when further reviews are carried out, new seats are added to the metropolitan area, while leaving the regional areas untouched. While this may not be possible for this coming election, if the legislation is changed in time it will not continue to erode regional seats.**

**Statutory Environment:**

There are no statutory implications resulting from the recommendations of this report.

**Policy Implications:**

There are no policy implications resulting from the recommendations of this report.

**Financial Implications:**

There are no financial implications resulting from the recommendations of this report.

**Strategic Implications:**

Nil

**Consultation:**

No community consultation was considered necessary in relation to the recommendations of this report. The general public is able to provide comment on the proposal.

**Voting Requirements:**

Simple Majority

**Officers Recommendation:**

Summary of suggestions

1. That the allocation of 17 country seats be maintained, with the emphasis on amending the Electoral Distribution Act 1947 and possibly other Acts, so that when further reviews can be carried out and new seats added the metropolitan area and not at the expense of eroding regional seats;
2. That the Districts of Albany, Bunbury, Collie-Preston, Dawesville, Geraldton, Kimberley, Eyre, Mandurah, Murray-Wellington and Vasse remain unchanged;
3. That the locality of Newman is transferred to the District of North West Central;
4. That the Shire of Sandstone be transferred to the District of Kalgoorlie;
5. That the localities of Morangup and Hoddys Well be transferred to the District of Central Wheatbelt; and
6. That the Shire of Boyup Brook be transferred to the District of Wagin, and that the Agricultural and South-West Regions' boundaries be adjusted accordingly.

**Resolution**

**05-08/15 Moved Cr Jefferys, seconded Cr Hermon Summary of suggestions**

1. That the allocation of 17 country seats be maintained, with the emphasis on amending the Electoral Distribution Act 1947 and possibly other Acts, so that when further reviews can be carried out and new seats added the metropolitan area and not at the expense of eroding regional seats;
2. That the Districts of Albany, Bunbury, Collie-Preston, Dawesville, Geraldton, Kimberley, Eyre, Mandurah, Murray-Wellington and Vasse remain unchanged;
3. That the locality of Newman is transferred to the District of North West Central;
4. That the Shire of Sandstone be transferred to the District of Kalgoorlie;
5. That the localities of Morangup and Hoddys Well be transferred to the District of Central Wheatbelt; and
6. That the Shire of Boyup Brook be transferred to the District of Wagin, and that the Agricultural and South-West Regions' boundaries be adjusted accordingly.


**Carried 6/0**

**8.2            COMMUNITY AND REGULATORY SERVICE**

**NIL**

### 8.3 WORKS AND SERVICES

#### 8.3.1 Tender 1 – 2015/16 Telehandler

<b>File Reference</b>	<b>F1.9.1 Telehandler</b>	
<b>Date of Report</b>	<b>14<sup>th</sup> August 2015</b>	
<b>Disclosure of Interest</b>	<b>No Interest to Disclose</b>	
<b>Reporting Officer</b>	<b>Jamie Criddle, Chief Executive Officer</b>	
<b>Signatures</b>	<b>Officer</b>	<b>CEO</b> 

#### **Background**

Council has made allowance in its 2015/16 Budget for the purchase of a new Telehandler to replace the existing Merlo Telehandler. As part of the Budget process, Council resolved to call tenders for the supply of one new Telehandler.

A notice inviting tenders was advertised on 29 July 2015 with tenders closing on 17 August 2015.

A list of conforming tenders will be supplied at the meeting for discussion.

#### **Comment**

In accordance with the Local Government (Functions & General) Regulations, Regulation 14(2a) the following criteria, was determined to decide which tender should be accepted:

- (a) Compliance with the specification contained in the request,
- (b) Compliance with the conditions of tendering this request,
- (c) Compliance with the delivery date,
- (d) Compliance with and completion of the price schedule.

#### **Assessment of Tenders against compliance criteria:**

All tenders for the supply of vehicle were deemed to comply with the compliance criteria.

#### **Assessment of Tenders against qualitative criteria:**

Tenders were scored using the following range:

- 0 – Did not address criterion
- 1 – Insufficient or unclear information
- 2 – Acceptable
- 3 – Good
- 4 – Very Good
- 5 – Excellent

Tenderer	Selection Criteria and Weighting			Total weighted Score
	Experience (50%)	Personnel (25%)	Resources (25%)	
Westrac Equipment	40	20	20	80
Farmpower	40	20	20	80
JCB Construction Equip	40	20	20	80
Chesterfield Australia	40	20	20	80
Hutton & Northey	40	20	20	80
Lifrite Hire and Sales	40	20	20	80

**Basis of recommendation:**

All tenderers scored similarly in qualitative criterion assessment, all having similar experience in providing tractors and similar equipment to Western Australian local governments, and having similarly experienced personnel and similar resources.

The following machines fit into Council's budget allocation of \$97,550 net, with Council to decide which vehicle is most suited to Council's operations.

Tenders as received are attached:

Name of Tenderer	Address of Tenderer	Details of Tender (Make, Model etc.)	Tendered Price
Westrac Equipment	Kalgoorlie	Cat TH514	\$215,580.00
		Cat TH336	\$131,049.00
Farmpower	Merredin	30.6 Multifarmer	\$184,214.00
		30.6 Multifarmer	\$198,354.00
JCB Construction Equip	Welshpool	541-70CS	\$122,700.00
		536-70LP	\$135,800.00
Chesterfield Australia	Kewdale	Faresin FH 7.30C Agritop	\$149,000.00
Hutton & Northey	Merredin	Manitou MLT-X840 137 PS	\$142,066.00
Lifrite Hire and Sales	Canning Vale	Manitou MLT-X840 137 PS	\$149,500.00
		Manitou MT-X1440A	\$175,900.00

A more detail analysis of the tenders will be presented to the meeting.

**Statutory Environment**

Local Government Act 1995, section 3.57 – Tenders for providing goods or services.

**Policy Implications**

Council does not have a policy in relation to this matter



**Strategic Implications**

N/A

**Financial Implications**

An allocation of \$97,550 net, ex GST has been allowed for in the 2015/16 financial budget for the purchase of a Telehandler.

**Voting Requirement**

Majority

**Officer Recommendation**

That Council accept the tender submitted by (enter name) to supply a (enter make and model) Telehandler at (\$ enter amount (exc GST)).


**Resolution**

**06-08/15 Moved Cr Huxtable, seconded Cr Cunningham that Council:**

- 1. Accept the tender submitted by Farm Power Merredin to supply a Merlo Multifarmer 30.6 Telehandler for the purchase price of \$184,214.00 less trade amount of \$69,044.00, leaving a changeover amount of \$115,170.00 (exc GST).**
- 2. Make a Budget amendment to account 12304 for the nett amount of \$17,620 which is expected to make savings on other plant purchases or roadworks.**

**Carried 6/0**

### 8.3.2 Tender 2 – 2015/16 – Supply and Lay Bitumen including Aggregate

<b>File Reference</b>	<b>F1.9.1</b>	
<b>Date of Report</b>	<b>14<sup>th</sup> August 2015</b>	
<b>Disclosure of Interest</b>	<b>No Interest to Disclose</b>	
<b>Reporting Officer</b>	<b>Jamie Criddle, Chief Executive Officer</b>	
<b>Signatures</b>	<b>Officer</b>	<b>CEO</b> 

**Background**

Council has made allowance in the 2015/16 Budget for bitumen road works as part of the 2015/16 Capital Roadworks Program.

A notice inviting tenders was advertised on 29 July 2015 with tenders closing on 17 August 2015.

In accordance with the Local Government (Functions & General) Regulations, Regulation 14(2a) the following criteria was determined to decide which tender should be accepted:

- Demonstrated experience by tenderer to meet the requirements as set out in specification
- A maintenance service best suited to the Principal’s requirements that demonstrates a commitment to customer service and a professional corporate image
- Demonstrated ability and procedures to ensure public and employee safety by way of Occupational Safety and Health, and adherence to the Traffic Management for Roadworks Code of Practice.

A list of conforming tenders will be supplied at the meeting for discussion.

**Assessment of Tenders against compliance criteria:**

All tenders for the supply of bituminous products including aggregate were deemed to comply with the compliance criteria.

**Basis of recommendation:**

All tenderers have demonstrated significant experience in carrying out similar works and a demonstrated commitment to service, quality assurance and safety.

**BITUTEK**

Description	Unit	Quantity	Rate	Total <b>\$309,400.00</b>
<b>Supply and spray hot bitumen (including blinding)</b>	<b>m<sup>2</sup></b>	<b>42,000</b>	<b>\$3.15</b>	<b>\$132,300.00</b>
<b>Primer seal</b>				
<b>Supply and spray hot bitumen (including blinding)</b> <b>1<sup>st</sup> coat</b>	<b>m<sup>2</sup></b>	<b>41,000</b>	<b>\$2.35</b>	<b>\$96,350.00</b>

<b>Supply and spray hot bitumen (including blinding)</b>				
<b>Reseal</b>	<b>m<sup>2</sup></b>	<b>17,000</b>	<b>\$4.75</b>	<b>\$80,750.00</b>

**COLAS WA**

<b>Description</b>	<b>Unit</b>	<b>Quantity</b>	<b>Rate</b>	<b>Total \$271,080.00</b>
<b>Supply and spray hot bitumen (including blinding)</b> <b>Primer seal</b>	<b>m<sup>2</sup></b>	<b>42,000</b>	<b>\$2.87</b>	<b>\$120,540.00</b>
<b>Supply and spray hot bitumen (including blinding)</b> <b>1<sup>st</sup> coat</b>	<b>m<sup>2</sup></b>	<b>41,000</b>	<b>\$2.32</b>	<b>\$95,120.00</b>
<b>Supply and spray hot bitumen (including blinding)</b> <b>Reseal</b>	<b>m<sup>2</sup></b>	<b>17,000</b>	<b>\$3.26</b>	<b>\$55,420.00</b>

**FULTON HOGAN**

<b>Description</b>	<b>Unit</b>	<b>Quantity</b>	<b>Rate</b>	<b>Total \$294,190.00</b>
<b>Supply and spray hot bitumen (including blinding)</b> <b>Primer seal</b>	<b>m<sup>2</sup></b>	<b>42,000</b>	<b>\$3.50</b>	<b>\$147,000.00</b>
<b>Supply and spray hot bitumen (including blinding)</b> <b>1<sup>st</sup> coat</b>	<b>m<sup>2</sup></b>	<b>41,000</b>	<b>\$2.40</b>	<b>\$98,400.00</b>
<b>Supply and spray hot bitumen (including blinding)</b> <b>Reseal</b>	<b>m<sup>2</sup></b>	<b>17,000</b>	<b>\$2.87</b>	<b>\$48,790.00</b>

**DOWNER**

<b>Description</b>	<b>Unit</b>	<b>Quantity</b>	<b>Rate</b>	<b>Total \$325,969.84</b>
<b>Supply and spray hot bitumen (including blinding)</b> <b>Primer seal</b>	<b>m<sup>2</sup></b>	<b>42,000</b>	<b>\$3.54</b>	<b>\$148,680.00</b>

Supply and spray hot bitumen (including blinding)  1 <sup>st</sup> coat	m <sup>2</sup>	41,000	\$2.47	\$101,270.00
Supply and spray hot bitumen (including blinding)  Reseal	m <sup>2</sup>	17,000	\$3.55	\$60,350
Traffic Management	Shift	6	\$2,611.8 4	\$15,669.84

**OUR BUDGET**

Prime Seal	\$4.50
1 <sup>st</sup> Coat Seal	\$4.50
Reseal	\$5.00

On the basis of best value-for-money and superior demonstrated experience, the tender submitted by ..... (tba).....(..... Quarry has superior aggregate quality) is the best value-for-money tender.

**Statutory Environment**

Local Government Act 1995, section 3.57 – Tenders for providing goods or services

**Policy Implications**

Council does not have a policy in relation to this matter

**Strategic Implications**

Five Year Capital Works Program

**Financial Implications**

2015/16 Budget – Capital Roadworks Program

**Voting Requirement**

Majority

**Officer Recommendation**

That Council:

1. Accept the tender from (Name of Tenderer) for the Supply and Lay of Bituminous Products (including aggregate from ..... Quarry) for the total tendered price of (\$ Price) including GST.


**Resolution**

**07-08/15 Moved Cr Hermon, seconded Cr Cunningham that Council:**

1. Accept the tender from Bitutek for the Supply and Lay of Bituminous Products including aggregate from Hansons, (Red Hill Quarry) for the total tendered price of \$309,400.00 excluding GST.

**Carried 6/0**

**8.3.3 Tender 3 – 2015/16 – Supply and Lay of Asphalt**

<b>File Reference</b>	<b>F1.9.1</b>	
<b>Date of Report</b>	<b>14<sup>th</sup> August 2015</b>	
<b>Disclosure of Interest</b>	<b>No Interest to Disclose</b>	
<b>Reporting Officer</b>	<b>Jamie Criddle, Chief Executive Officer</b>	
<b>Signatures</b>	<b>Officer</b>	<b>CEO</b> 

**Background**

Council has made allowance in the 2015/16 Budget for asphalt road works as part of the 2015/16 Capital Roadworks Program.

Tenders were invited for the supply and lay of asphalt products on 29 July 2015.

In accordance with the Local Government (Functions & General) Regulations, Regulation 14(2a) the following criteria was determined to decide which tender should be accepted:

- Demonstrated experience by tenderer to meet the requirements as set out in specification
- A maintenance service best suited to the Principal’s requirements that demonstrates a commitment to customer service and a professional corporate image
- Demonstrated ability and procedures to ensure public and employee safety by way of Occupational Safety and Health, and adherence to the Traffic Management for Roadworks Code of Practice.

Tenders were received as follows:

**FULTON HOGAN**

<b>Description</b>	<b>Unit</b>	<b>Quantity</b>	<b>Rate</b>	<b>Total</b> <b>\$114,448.00</b>
<b>Supply and Lay Hotmix Asphalt</b>				
25mm – 30mm + or – thick 10mm aggregate 50 blow (Black)	M <sup>2</sup>	1,810	\$21.20	\$38,372.00
40mm – 45mm + or – thick 14mm Intersection Mix	M <sup>2</sup>	2,660	\$26.60	\$76,076.00

**No Corrector rate**

**No Traffic Control**

**DOWNER**

Description	Unit	Quantity	Rate	Total <b>\$99,613.90</b>
<b>Supply and Lay Hotmix Asphalt</b>				
25mm – 30mm + or – thick 10mm aggregate 50 blow (Black)	M <sup>2</sup>	1,810	\$17.81	\$32,236.10
40mm – 45mm + or – thick 14mm Intersection Mix	M <sup>2</sup>	2,660	\$25.33	\$67,377.80

**Corrector Rate \$240/tonne**

**Traffic Control \$6,436.80**

**LTC ASPHALT**

Description	Unit	Quantity	Rate	Total <b>\$113,556.50</b>
<b>Supply and Lay Hotmix Asphalt</b>				
25mm – 30mm + or – thick 10mm aggregate 50 blow (Black)	M <sup>2</sup>	1,810	\$18.65	\$33,756.50
40mm – 45mm + or – thick 14mm Intersection Mix	M <sup>2</sup>	2,660	\$30.00	\$79,800.00

**No Corrector Rate**

**No Traffic Control**

**ROADS 2000**

Description	Unit	Quantity	Rate	Total <b>\$120,197.42</b>
<b>Supply and Lay Hotmix Asphalt</b>				
25mm – 30mm + or – thick 10mm aggregate 50 blow (Black)	M <sup>3</sup>	1,810	\$23.67	\$42,849.94
40mm – 45mm + or – thick 14mm Intersection Mix	M <sup>3</sup>	2,660	\$29.08	\$77,347.48

**Corrector Rate \$303/tonne**

**No Traffic Control**

**ASPHALTECH**

Description	Unit	Quantity	Rate	Total <b>\$115,753.50</b>
<b>Supply and Lay Hotmix Asphalt</b>				
25mm – 30mm + or – thick 10mm aggregate 50 blow (Black)	M <sup>2</sup>	1,810	\$22.95	\$41,539.50
40mm – 45mm + or – thick 14mm Intersection Mix	M <sup>2</sup>	2,660	\$27.90	\$74,214.00

Corrector Rate \$299.70/tonne

No Traffic Control

**TOTAL ASPHALT**

Description	Unit	Quantity	Rate	Total <b>\$153,462.25</b>
<b>Supply and Lay Hotmix Asphalt</b>				
25mm – 30mm + or – thick 10mm aggregate 50 blow (Black)	M <sup>2</sup>	1,810	\$30.92	\$55,967.25
40mm – 45mm + or – thick 14mm Intersection Mix	M <sup>2</sup>	2,660	\$32.25	\$85,775.00
ACCOMODATION	Days	6		\$6,720.00
MOBILISATION	Km	600		\$5,000.00

No Corrector Rate

No Traffic Control

**ASPHALT SURFACES**

Description	Unit	Quantity	Rate	Total <b>\$114,906.00</b>
<b>Supply and Lay Hotmix Asphalt</b>				
25mm – 30mm + or – thick 10mm aggregate 50 blow (Black)	M <sup>2</sup>	1,810	\$21.60	\$39,096.00
40mm – 45mm + or – thick 14mm Intersection Mix	M <sup>2</sup>	2,660	\$28.50	\$75,810.00

Corrector Rate \$300.00/tonne

No Traffic Control

**AAA ASPHALT**

Description	Unit	Quantity	Rate	Total <b>\$114,906.00</b>
<b>Supply and Lay Hotmix Asphalt</b>				
25mm – 30mm + or – thick 10mm aggregate 50 blow (Black)	M <sup>2</sup>	1,810	\$21.60	\$39,096.00
40mm – 45mm + or – thick 14mm Intersection Mix	M <sup>2</sup>	2,660	\$28.50	\$75,810.00

Corrector Rate \$300.00/tonne

No Traffic Control

**J & M ASPHALT**

Description	Unit	Quantity	Rate	Total <b>\$107,108.60</b>
<b>Supply and Lay Hotmix Asphalt</b>				
25mm – 30mm + or – thick 10mm aggregate 50 blow (Black)	M <sup>2</sup>	1,810	\$21.26	\$38,480.60
40mm – 45mm + or – thick 14mm Intersection Mix	M <sup>2</sup>	2,660	\$25.80	\$68,628.00

Corrector Rate \$198.97/tonne

No Traffic Control

**SUPERCIVIL**

Description	Unit	Quantity	Rate	Total <b>\$131,526.50</b>
<b>Supply and Lay Hotmix Asphalt</b>				
25mm – 30mm + or – thick 10mm aggregate 50 blow (Black)	M <sup>2</sup>	1,810	\$28.49	\$51,566.90
40mm – 45mm + or – thick 14mm Intersection Mix	M <sup>2</sup>	2,660	\$30.06	\$79,959.60

Corrector Rate \$300.00/tonne

No Traffic Control



## **OUR BUDGET**

<b>25mm – 30mm + or – thick 10mm aggregate 50 blow (Black)</b>	<b>33.00m<sup>2</sup></b>	<b>\$59,730.00</b>
<b>40mm – 45mm + or – thick 14mm Intersection Mix</b>	<b>33.00m<sup>2</sup></b>	<b><u>\$87,780.00</u></b>
		<b><u>\$147,510.00</u></b>

### **Assessment of Tenders against compliance criteria:**

All tenders for the supply of bituminous products including aggregate were deemed to comply with the compliance criteria.

### **Basis of recommendation:**

All tenderers have demonstrated significant experience in carrying out similar works and a demonstrated commitment to service, quality assurance and safety.

On the basis of best value-for-money and superior demonstrated experience, the tender submitted by (*insert tenderer*) is the best value-for-money tender.

### **Statutory Environment**

Local Government Act 1995, section 3.57 – Tenders for providing goods or services.

### **Policy Implications**

Council does not have a policy in relation to this matter

### **Strategic Implications**

Five Year Capital Works Program

### **Financial Implications**

2015/16 Budget – Capital Roadworks Program

### **Voting Requirement**

Majority

### **Officer Recommendation**

That Council:

1. Accept the tender from (Name of Tenderer) for the Supply and Lay of Hot Asphalt for the total tendered price of (\$ Price) including GST.

### **Resolution**

**08-08/15 Moved Cr Day, seconded Cr Cunningham that Council:**

1. **Accept the tender from Downer for the Supply and Lay of Hot Asphalt for the total tendered price of (\$99,613.90) excluding GST with a corrector rate of \$240.00 per tonne.**

**Carried 6/0**

**8.4      ENVIRONMENTAL HEALTH, PLANNING AND BUILDING SERVICES**

**NIL.**

**9 ELECTED MEMBERS MOTIONS OF WHICH PREVIOUS NOTICE HAS BEEN GIVEN**

**10 NEW BUSINESS OF AN URGENT NATURE INTRODUCED BY A DECISION OF THE MEETING**

**11 DATE AND TIME OF NEXT MEETING**

The next ordinary meeting of Council will be held on Thursday 17<sup>th</sup> September 2015, commencing at 3.30pm.

**12 MEETING CLOSURE**

There being no further business the President, Cr Geier declared the meeting closed at 5.58pm.